

THIS IS A PUBLIC ANNOUNCEMENT FOR INFORMATION PURPOSES ONLY AND IS NOT A PROSPECTUS ANNOUNCEMENT. THIS DOES NOT CONSTITUTE AN INVITATION OR OFFER TO ACQUIRE, PURCHASE OR SUBSCRIBE TO SECURITIES. THIS PUBLIC ANNOUNCEMENT IS NOT INTENDED FOR PUBLICATION OR DISTRIBUTION, DIRECTLY OR INDIRECTLY OUTSIDE INDIA. INITIAL PUBLIC OFFER OF EQUITY SHARES ON SME PLATFORM OF BSE LIMITED ("BSE") IN COMPLIANCE WITH CHAPTER IX OF THE SECURITIES AND EXCHANGE BOARD OF INDIA (ISSUE OF CAPITAL AND DISCLOSURE REQUIREMENTS) REGULATIONS, 2018



MERRITRONIX LTD.

Corporate Identity Number: U32100TG1988PLC155611

Our Company was originally incorporated as 'Merritronix Private Limited' a private limited company under the Companies Act, 1956, pursuant to a certificate of incorporation dated October 14, 1988, issued by the Registrar of Companies, Andhra Pradesh, ("RoC"). Thereafter, name of our Company was changed from 'Merritronix Private Limited' to 'Merritronix Limited', consequent to conversion of our Company from private to public company, pursuant to a special resolution passed by the shareholders of our Company on January 06, 2025, and fresh certificate of incorporation dated February 07, 2025 was issued by the Registrar of Companies, Central Registration Centre. Our Company's Corporate Identity Number is U32100TG1988PLC155611. For details of change in Registered office of our Company, please refer to the chapter titled "History and Certain Corporate Matters" on page 183 of the Red Herring Prospectus.

Registered Office: C-22, Electronic Complex, Kushaiguda, Hyderabad, Hyderabad, Telangana, India, 500062
Tel: +91 8297912056; E-mail: cs@merritronix.com; Website: <https://www.merritronix.com/>
Contact Person: Ms. Mandava Swathi, Company Secretary and Compliance Officer

PROMOTERS OF OUR COMPANY: MR. DOVARI YESUDAS, MR. DOVARI AMARNATH, MS. VANAJA D, MR. DARSY KETHAN CHANDRA AND MR. DOVARI THAMAN

INITIAL PUBLIC OFFER OF UPTO 47,00,000* EQUITY SHARES OF FACE VALUE OF ₹ 10/- EACH ("EQUITY SHARES") OF MERRITRONIX LTD (THE "COMPANY" OR "MERRITRONIX" OR "ISSUER") AT AN ISSUE PRICE OF ₹ [-] PER EQUITY SHARE (INCLUDING A SHARE PREMIUM OF ₹ [-] PER EQUITY SHARE) FOR CASH, AGGREGATING UPTO ₹ [-] LACS ("PUBLIC ISSUE") OUT OF WHICH UPTO 2,36,000 EQUITY SHARES OF FACE VALUE OF ₹ 10/- EACH, AT AN ISSUE PRICE OF ₹ [-] PER EQUITY SHARE FOR CASH, AGGREGATING ₹ [-] LACS WILL BE RESERVED FOR SUBSCRIPTION BY THE MARKET MAKER TO THE ISSUE (THE "MARKET MAKER RESERVATION PORTION"). THE PUBLIC ISSUE LESS MARKET MAKER RESERVATION PORTION I.E. ISSUE OF UPTO 44,64,000 EQUITY SHARES OF FACE VALUE OF ₹ 10/- EACH, AT AN ISSUE PRICE OF ₹ [-] PER EQUITY SHARE FOR CASH, AGGREGATING UPTO ₹ [-] LACS IS HEREINAFTER REFERRED TO AS THE "NET ISSUE". THE PUBLIC ISSUE AND NET ISSUE WILL CONSTITUTE 26.88 % AND 25.53 % RESPECTIVELY OF THE POST- ISSUE PAID-UP EQUITY SHARE CAPITAL OF OUR COMPANY.

*Subject to finalization of basis of allotment.

DETAILS OF SELLING SHAREHOLDERS, OFFER FOR SALE AND WEIGHTED AVERAGE COST OF ACQUISITION: Not Applicable as the Entire Issue Constitutes Fresh Issue of Equity Shares.

The Company has completed pre-IPO placements in a price range of Rs. [-] to Rs.[-] per Equity Share. For further details of pre-IPO placements by the Company from the date of the DRHP, please refer to "Additional Information to investors" herein below.- Not applicable as company has not undertaken any pre-ipo placement

PRICE BAND: ₹ 141/- TO ₹ 149/- PER EQUITY SHARE OF FACE VALUE ₹ 10/- EACH.
THE FLOOR PRICE IS 14.1 TIMES OF THE FACE VALUE AND THE CAP PRICE IS 14.9 TIMES OF THE FACE VALUE OF THE EQUITY SHARES.

THE PRICE TO EARNING RATIO BASED ON DILUTED EPS FOR THE FINANCIAL YEAR ENDED ON MARCH 31, 2026
AT THE FLOOR PRICE IS 10.13 TIMES AND AT THE CAP PRICE IS 10.70 TIMES.

BIDS CAN BE MADE FOR A MINIMUM OF 2000 EQUITY SHARES AND IN MULTIPLES OF 1000 EQUITY SHARES THEREAFTER

BRIEF DESCRIPTION OF THE BUSINESS OF THE COMPANY

We operate in the Electronic Systems Design and Manufacturing (ESDM) sector and are primarily engaged in electronic manufacturing services, including PCB assembly, system integration, testing, box-build solutions and delivery of finished electronic products. The operations of our company also include component sourcing and supply chain management for electronic and electromechanical components. While manufacturing and system integration constitute the core of company's operations, our company also support the clients in product design and development activities, including circuit and PCB layout support. This integrated manufacturing and design support capability enables us to serve industries that require reliable and performance-oriented electronic systems. A key part of the manufacturing process is Surface-Mount Technology ("SMT"), which involves assembling electronic components directly onto the surface of printed circuit boards (PCBs) using automated placement systems and controlled reflow processes. The SMT capabilities include the assembly of advanced packaging technologies such as Ball Grid Array (BGA) and micro-BGA components, commonly used in high-performance and miniaturized electronic systems. For further details, please refer to "Our Business" on page 149 of the RHP.

BID/ISSUE PROGRAMME

ANCHOR PORTION ISSUE OPENS/CLOSES ON: MAY 29, 2026, FRIDAY *

BID/ISSUE OPENS ON: JUNE 01, 2026, MONDAY*

BID/OFFER CLOSES ON: JUNE 03, 2026, WEDNESDAY ^

*Our Company may in consultation with the Book Running Lead Manager, may consider participation by Anchor Investors in accordance with the SEBI/ICDR Regulations. The Anchor Investor Shall Bid on the Anchor investor bidding date i.e. one Working Day prior to the Bid/Offer Opening Date.

^ UPI mandate end time and date shall be at 5:00 pm on the Bid/Issue Closing Date.

THIS ISSUE IS BEING MADE THROUGH BOOK BUILDING PROCESS, IN TERMS OF REGULATION 229(2), 253(1) AND 253(2) OF CHAPTER IX OF THE SECURITIES AND EXCHANGE BOARD OF INDIA (ISSUE OF CAPITAL AND DISCLOSURE REQUIREMENTS) REGULATIONS, 2018 (THE "SEBI (ICDR) REGULATIONS"), AS AMENDED READ WITH RULE 19(2)(B) OF SECURITIES CONTRACTS (REGULATION) RULES, 1957, AS AMENDED. THE EQUITY SHARES OF THE COMPANY WILL GET LISTED ON SME PLATFORM OF BSE LIMITED (BSE). FOR THE PURPOSE OF THE ISSUE, BSE LIMITED SHALL BE THE DESIGNATED STOCK EXCHANGE

FOR FURTHER DETAILS, PLEASE REFER TO THE CHAPTER TITLED "ISSUE PROCEDURE" BEGINNING ON PAGE 266 OF THE RED HERRING PROSPECTUS. A COPY OF THE RED HERRING PROSPECTUS WAS FILED TO THE ROC THROUGH THE ELECTRONIC PORTAL AT <http://www.mca.gov.in> AS REQUIRED UNDER SECTION 26 AND 32 OF THE COMPANIES ACT, 2013.

ALLOCATION OF THE ISSUE

•QIB PORTION: NOT MORE THAN 50.00% OF THE NET ISSUE •INDIVIDUAL INVESTOR PORTION: NOT LESS THAN 35.00% OF THE NET ISSUE
•NON-INSTITUTIONAL PORTION: NOT LESS THAN 15.00% OF THE NET ISSUE •MARKET MAKER PORTION: UP TO 2,36,000 EQUITY SHARES OR 5.02% OF THE ISSUE

IN MAKING AN INVESTMENT DECISION, POTENTIAL INVESTORS MUST ONLY RELY ON THE INFORMATION INCLUDED IN THE RED HERRING PROSPECTUS AND THE TERMS OF THE ISSUE, INCLUDING THE RISKS INVOLVED AND NOT RELY ON ANY OTHER EXTERNAL SOURCES OF INFORMATION ABOUT THE ISSUE AVAILABLE IN ANY MANNER.

In accordance with the recommendation of the independent directors and Audit Committee of our company, pursuant to their resolution dated May 11, 2026, the above provided price band is justified based on quantitative factors/KPIs disclosed in the "Basis for Issue Price" section beginning on page no. 110 of the Red Herring Prospectus vis-à-vis the weighted average cost of acquisition (WACA) of primary and secondary transaction(s) as applicable disclosed in the "Basis for Issue Price" section beginning on page no. 116 of the Red Herring Prospectus and provided below in the advertisement.

RISKS TO INVESTORS

Summary description of key risk factors based on materiality

- Our business model as a B2B Electronics Systems Design and Manufacturing services ("ESDM") provider with limited brand recognition may restrict our pricing power, customer diversification and growth prospects.
- We may not qualify for or win bids to further expand our business in future, which may have an adverse effect on our business, financial condition, results of operations and prospects
- We typically do not obtain long-term commitments from our customers and they may cancel or change their production requirements. Such cancellations or changes may adversely affect our financial condition, cash flows and results of operations.
- We are subject to strict quality requirements, customer inspections and audits, and any failure to comply with quality standards may lead to cancellation of existing and future orders and could negatively impact our reputation and our business and results of operations and future prospects.
- Increases in the prices of raw materials required for our operations could adversely affect our business and results of operations.
- Our Order Book may not be representative of our future results and our actual income may be significantly less than the estimates reflected in our Order Book, which could adversely affect our results of operations.
- We have significant working capital requirements. If we experience insufficient cash flows from our operations or are unable to borrow to meet our working capital requirements, it may materially and adversely affect our business, cash flows and results of operations.
- An inability to comply with repayment and other covenants in the financing agreements or otherwise meet our debt servicing obligations could adversely affect our business, financial condition, cash flows and credit rating.
- The majority of our product sales and services is concentrated in the region of Telangana. For the Fiscal 2026, 2025and 2024 our revenue from sale of products and services in Telangana accounted for 98.19%, 95.63% and 88.85% of our revenue from operations, respectively any adverse developments affecting our sales in these regions could have an adverse impact on our business, financial condition, results of operations and cash flows.
- Our Company has not adequately complied with some of the provisions of Companies Act, 2013. Any penalty or action taken by any regulatory authorities in future, for noncompliance with provisions of corporate and other law could impact the reputation and financial position of the Company to that extent.

Details of suitable ratios of the company for the latest full financial year

1. Basic and Diluted Earnings per Share (EPS) as adjusted for changes in capital

Year ended	Basic and Diluted EPS (in ₹)	Weight
FY 2025-26	13.92	3
FY 2024-25	7.95	2
FY 2023-24	2.80	1
Weighted Average (of the above three financial years)	10.08	

Note:

- Basic EPS: Net Profit after tax as restated divided by weighted average number of Equity Shares outstanding at the end of the year.
- Diluted EPS: Net Profit after tax as restated divided by weighted average number of Equity Shares outstanding at the end of the year for diluted EPS.
- Weighted average number of Equity Shares is the number of Equity Shares outstanding at the beginning of the year adjusted by the number of Equity Shares issued during the year multiplied by the time weighting factor. The time weighting factor is the number of days for which the specific shares are outstanding as a proportion of the total number of days during the year.
- The above statement should be read with significant accounting policies and notes on Restated Financial Statements as appearing in the Financial Statements.
- The EPS has been calculated in accordance with AS 20 Earnings Per Share {EPS} issued by Institute of Chartered Accountants of India.

2. Price Earning (P/E) Ratio in relation to the Price Band of ₹ 141 to ₹ 149 per Equity Share of Face Value of ₹ 10/- each fully paid up

Particulars	(P/E) Ratio at the Floor Price (number of times)	(P/E) Ratio at the Cap Price (number of times)
a) Based on basic EPS for the financial year ended March 31, 2026	10.13	10.70
b) Based on diluted EPS for the financial year ended March 31, 2026	10.13	10.70

3. Industry Peer Group P/E ratio

Particulars	Industry P/E
Highest	62.85
Lowest	62.85
Average	62.85

Notes:

- The industry high and low has been considered from the industry peers set out in Part 6 of this chapter. The industry composite has been calculated as the arithmetic average P/E of the industry peer set disclosed.
- P/E Ratio has been computed based on the closing market price of equity shares on BSE on May 15, 2026 divided by the diluted earnings per share.
- All the financial information for listed industry peers mentioned above is on a consolidated basis and is sourced from the audited financial statements of the relevant companies for Fiscal 2026, as available on the websites of the stock exchanges.

4. Return on Net Worth (RoNW):

Year ended	RoNW(%)	Weight
Financial Year ended on March 31, 2026	30.66%	3
Financial Year ended on March 31, 2025	53.34%	2
Financial Year ended on March 31, 2024	40.27%	1
Weighted Average (of the above three financial years)	39.82%	

Note:

- RoNW is calculated as net profit after taxation divided by net worth for that year.
- Networth is computed as the sum of the aggregate of paid up equity share capital, all reserves created out of the profits, securities premium account received in respect of equity shares and debit or credit balance of profit and loss account. It may be noted that equity component of financial instruments is excluded while calculating Net worth of the Company.
- Weighted average = Aggregate of year-wise weighted RoNW divided by the aggregate of weights i.e (RoNW x Weight) for each year/Total of weights.

5. Net Asset Value (NAV) per Equity Share

Particulars	NAV per Share (₹)
As on March 31, 2026	41.56
As on March 31, 2025	15.46
As on March 31, 2024	7.51
Net Asset Value per Equity Share after the Issue	[-]
Issue price per equity shares	[+]

Note:

- NAV (book value per share) = net worth divided by number of shares outstanding at the end of the year.
- The figures disclosed above are based on the Restated Financial Statements of the company.
- Net worth is computed as the sum of the aggregate of paid up equity share capital, all reserves created out of the profits, securities premium account received in respect of equity shares and debit or credit balance of profit and loss account.
- Issue Price per Equity Share will be determined by our company in consultation with the BRLM.

6. Comparison of Accounting Ratios with Industry Peers

The following peer group has been determined on the basis of companies listed on Indian stock exchanges, whose business profile is comparable to our businesses--

Name of the Company	CMP*	Basic EPS (₹)	Diluted EPS (₹)	Face Value (₹)	P/E Ratio*	RoNW (%)	NAV Per Share	Total Income (₹ in Lakhs)
Peer Group								
Centum Electronics Limited	3,026.35	NA*	NA*	10	NA*	(15.09%)	233.36	96,856.50
Vinayas Innovative Technologies Limited	969.80	15.43	15.43	10	62.85	13.22%	116.77	40,015.12
Our Company**	[-]	13.92	13.92	10	[-]	30.66%	41.56	15,624.83

* Since the FY26 financials of the company are not available, we have considered FY25 financials for the Vinayas Innovative Technologies Limited and FY26 financials for our company and Centum Electronics Limited.

**Since the company is in loss pe ratio is NA.

Continued to next page....

Ahmedabad

Continued from previous page....
*Source: All the financial information for listed industry peers mentioned above is sourced from the Annual Reports of the aforesaid companies for the year ended March 31, 2025 and stock exchange data dated May 15, 2026 to compute the corresponding financial ratios for the financial year ended March 31, 2025. The current market price and related figures are as on May 15, 2026.
1. P/E figures for the peers are based on closing market prices of equity shares on NSE and BSE on May 15, 2026 divided by the Diluted EPS as at March 31, 2026
2. Basic and Diluted EPS refers to the Basic and Diluted EPS sourced from the Annual Reports for FY 25-26 of the listed peer companies.
3. Return on Net Worth (%) for listed industry peers has been computed based on the Net Profit After Tax for the year ended March 31, 2026 divided by Total Equity as on March 31, 2026.
4. NAV per share for listed peers is computed as the Total Equity as on March 31, 2026 divided by the outstanding number of equity shares as on March 31, 2026.
**The details shall be provided post the fixing of the price band by our Company at the stage of the Red Herring Prospectus or the filing of the price band advertisement.
7. Key Performance Indicators (KPI) of our company

Our company considers that KPIs included herein below have a bearing for arriving at the basis for Issue price. The KPIs disclosed below have been used historically by our Company to understand and analyse the business performance, which in result, help us in analysing the growth of our company.
The KPIs disclosed below have been approved by a resolution of our Audit Committee dated May 11, 2026 and the members of the Audit Committee have verified the details of all KPIs pertaining to our Company. Further, the KPIs herein have been certified by M/s Dagliya & Co, Chartered Accountants, by their certificate dated May 11, 2026. Further, the members of the Audit Committee have confirmed that there are no KPIs pertaining to our Company that have been disclosed to any investors at any point of time during the three years period prior to the date of filing of this Red Herring Prospectus.
For the details of our key performance indicators, see sections titled "Our Business" and "Management's Discussion and Analysis of Financial Condition and Results of Operations – Key Performance Indicators" on pages 136 and 204 respectively of this RHP. We have described and defined them, where applicable, in "Definitions and Abbreviations" section on page 5 of this Red Herring Prospectus. Our Company confirms that it shall continue to disclose all the KPIs included in this section on a periodic basis, at least once in a year (or any lesser period as determined by the Board of our Company), for a duration of one year after the date of listing of the Equity Shares on the Stock Exchange or till the complete utilisation of the proceeds of the Fresh Issue as per the disclosure made in the Objects of the Issue, whichever is later or for such other duration as may be required under the SEBI ICDR Regulations. Further, the ongoing KPIs will continue to be certified by a member of an expert body as required under the SEBI ICDR Regulations.
Set forth below are KPIs which have been used historically by our Company to understand and analyse the business performance, which in result, help us in analyzing the growth of various verticals of the Company that have a bearing for arriving at the Basis for the Issue Price.

Particulars	(Amount in Lakhs, % and ratios)		
	Merritronix LTD.		
	Fiscal 2026	Fiscal 2025	Fiscal 2024
Revenue from Operations (₹ in Lakhs) ⁽¹⁾	15,589.56	11,356.38	8,569.91
Growth in Revenue from Operations (%)	37.28%	32.51%	61.17%
Total income ⁽¹⁾	15,624.83	11,404.00	8,601.33
EBITDA (₹ in Lakhs) ⁽²⁾	2,721.68	1,518.11	672.64
EBITDA Margin (%) ⁽³⁾	17.42%	13.31%	7.82%
Profit After Tax (₹ in Lakhs) ⁽⁴⁾	1,610.30	865.95	305.03
PAT Margin (%) ⁽⁵⁾	10.33%	7.63%	3.56%
Net worth ⁽¹⁾	5,252.28	1,623.47	757.52
Return on Equity ("RoE") (%) ⁽⁶⁾	46.03%	69.21%	45.82%
Return on Capital Employed ("RoCE") (%) ⁽⁶⁾	45.26%	66.21%	43.13%
Net Asset Value Per Share (Post bonus and subdivision of shares) (₹) ⁽¹³⁾	41.56	15.46	7.51
Debt- Equity Ratio ⁽¹¹⁾	0.81	1.10	1.93

- Notes:**
(1) Revenue from operations represents the revenue from sale of service & product & other operating revenue of our Company as recognized in the Restated financial information.
(2) Total income includes revenue from operations and other income.
(3) EBITDA means Earnings before interest, taxes, depreciation and amortization expense, which has been arrived at by obtaining the profit before tax (loss) for the year / period and adding back interest cost, depreciation, and amortization expense.
(4) EBITDA margin is calculated as EBITDA as a percentage of total income.
(5) Restated profit for the period / year margin is calculated as total income less total expenses.
(6) PAT Margin (%) is calculated as Profit for the year/period as a percentage of Revenue from Operations.
(7) "Net worth" means the aggregate value of the paid-up share capital and all reserves created out of profits, securities premium account, and debit or credit balance of the profit and loss account, after deducting the aggregate value of accumulated losses, deferred expenditure, and miscellaneous expenditure not written off, as per the Restated Balance Sheet. However, it does not include reserves created out of revaluation of assets, write-back of depreciation, and amalgamation (Refer Regulation 2 of Chapter I of the Securities and Exchange Board of India (Issue of Capital and Disclosure Requirements) Regulations, 2018). Accordingly, for the purpose of computation of net worth, the Capital Reserve has been excluded..
(8) RoE is calculated as Net profit after tax divided by Average Equity.
(9) Return on capital employed calculated as Earnings before interest and taxes divided by capital employed as at the end of respective period/year. (Capital employed calculated as the aggregate value of Tangible net worth, total debt and deferred tax liabilities)
(10) NAV per share is computed as the Total Equity divided by the outstanding number of equity shares.
(11) Debt- equity ratio is calculated by dividing total debt by total equity. Total debt represents long-term and short-term borrowings. Total equity is the sum of share capital and reserves & surplus.

8. Weighted average return on net worth for the last 3 FYs, and return on net worth for any interim period for the issuer company							
(a) The price per share of our Company based on the primary/ new issue of shares							
(a) The price per share of our Company based on the primary/ new issue of shares The details of the Equity Shares excluding shares issued under ESOP/ESOS and issuance of bonus shares during the 18 months preceding the date of this Red Herring Prospectus where such issuance is equal to or more than 5 per cent of the fully diluted paid-up share capital of the Issuer Company (calculated based on the pre issue capital before such transaction), in a single transaction or multiple transactions combined together over a span of rolling 30 days is as follows: The Company has issued Equity Shares or convertible securities, during the 18 months preceding the date of this Red Herring Prospectus, where such issuance is equal to or more than 5% of the fully diluted paid up share capital of our Company (calculated based on the pre-Offer capital before such transaction(s) and excluding ESOPs granted but not vested), in a single transaction or multiple transactions combined together over a span of rolling 30 days.							
Date of Allotment	No. of Equity Shares	Face value (₹)	Issue Price (₹)	Total Consideration (₹) in lakhs	Adjusted no. of equity shares	Nature of consideration	Nature of Allotment
September 02, 2025	8,61,748	10	108.00	930.69	8,61,748	Cash	Preferential Issue
Total Consideration (₹ in lakhs)				930.69	8,61,748		
Wgt. Avg. cost of acquisition per share				₹ 108.00			

- (b) The price per share of our Company based on the secondary sale/ acquisition of shares
There have been no secondary sale / acquisitions of Equity Shares, where the promoters, members of the promoter group or shareholder(s) having the right to nominate director(s) in the board of directors of the Company are a party to the transaction (excluding gifts), during the 18 months preceding the date of this red herring prospectus, where either acquisition or sale is equal to or more than 5% of the fully diluted paid up share capital of the Company (calculated based on the pre-issue capital before such transaction/s and excluding employee stock options granted but not vested), in a single transaction or multiple transactions combined together over a span of rolling 30 days.
(c) The price per share of our Company based on the primary/ new issue of shares (equity / convertible securities).
Since there are transactions to report under 8 (a), the details of issuance of Equity Shares or convertible securities during the 3 years preceding the date of this Red Herring Prospectus, based on last 5 primary or secondary transactions where promoter/promoter group entities or shareholders selling shares through offer for sale in IPO or shareholders having the right to nominate directors in the Board of the issuer company, are party to the transaction), irrespective of the size of the transactions is not applicable.

Sr. No.	Date of allotment	No. of Shares	Face Value	Issue Price	Nature of Allotment	Nature of Consideration	Total Consideration (Rs in hundred\$)
NA							

Types of transactions	Weighted average cost of acquisition (₹ per Equity Share)	Floor Price (141)	Cap Price (149)
Weighted average cost of acquisition for last 18 months for primary / new issue of shares (equity / convertible securities), excluding shares issued under an employee stock option plan/employee stock option scheme and issuance of bonus shares, during the 18 months preceding the date of filing of this Red Herring Prospectus, where such issuance is equal to or more than five per cent of the fully diluted paidup share capital of our Company (calculated based on the pre-issue capital before such transaction/s and excluding employee stock options), in a single transaction or multiple transactions combined together over a span of rolling 30 days.	108	1.31 (times)	1.38 (times)
Weighted average cost of acquisition for last 18 months for secondary sale / acquisition of shares equity / convertible securities), where promoter / promoter group entities or Selling Shareholder or shareholder(s) having the right to nominate director(s) in our Board are a party to the transaction (excluding gifts), during the 18 months preceding the date of filing of this Red Herring Prospectus, where either acquisition or sale is equal to or more than 5% of the fully diluted paid-up share capital of our Company (calculated based on the pre-issue capital before such transaction(s) and excluding employee stock options granted but not vested), in a single transaction or multiple transactions combined together over a span of rolling 30 days. **	N.A.	[*]	[*]
Since there are transactions to report under 8 (a), the details of issuance of Equity Shares or convertible securities during the 3 years preceding the date of this Red Herring Prospectus, based on last 5 primary or secondary transactions where promoter/promoter group entities or shareholders selling shares through offer for sale in IPO or shareholders having the right to nominate directors in the Board of the issuer company, are party to the transaction), irrespective of the size of the transactions is not applicable.	N.A	[*]	[*]

ASBA*	Simple, Safe, Smart way of Application- Make use of it!!!	*Applications Supported by Blocked Amount (ASBA) is a better way of applying to issues by simply blocking the fund in the bank account, investors can avail the same. For details, check section on ASBA below.	Mandatory in Public Issues from January 01, 2016. No cheque will be accepted
--------------	---	---	--

UPI-Now available in ASBA for Individual Investors and Non-Individual Investor applying for amount up to Rs. 5,00,000/- applying through Registered Brokers, DP's & RTAs. UPI Bidder also have option to submit the Application directly to the ASBA Bank (SCSBs) or to use the facility of linked online trading, demat and bank account. Investors are required to ensure that the Bank Account used for bidding is linked to their PAN. Bidders must ensure that their PAN is linked with Aadhar and are in compliance with CBDT notification dated February 13, 2020, issued by CBDT and the subsequent press release, including press release dated June 25, 2021 and September 17, 2021 and CBDT circular no. 7 of 2022, dated March 30, 2022 read with press release dated March 28, 2023 and any subsequent press release in this regard.
ASBA has to be availed by all the investors except anchor investors. UPI may be availed by (i) Individual Investors Portion. (ii) Non-Institutional Investors with an application size of up to 5,00,000 in the Non-Institutional Portion. For details on the ASBA and UPI process, please refer to the details given in ASBA form and abridged prospectus and also please refer to the section "Issue Procedure" on page 266 of the Red Herring Prospectus. The process is also available on the website of Association of Investment Bankers of India ("AIBI") and Stock Exchanges and in the General Information Document. ASBA bid-cum-application forms can be downloaded from the websites of Stock Exchanges and can be obtained from the list of banks that is displayed on the website of SEBI at <https://www.sebi.gov.in/sebiweb/other/OtherAction.do?doRecognisedFpi=yes&intmid=35> and <https://www.sebi.gov.in/sebiweb/other/OtherAction.do?doRecognisedFpi=yes&intmid=43>, respectively as updated from time to time. For the list of UPI apps and banks live on IPO, please refer to the link: www.sebi.gov.in. UPI mechanism may apply through the SCSBs and mobile applications whose names appear on the website of SEBI, as updated from time to time. Axis Bank Limited has been appointed as Sponsor Banks for the Issue, in accordance with the requirements of the SEBI Circular dated November 1, 2018 as amended. For issue related queries, please contact the BRLMs on their respective email IDs as mentioned below. For UPI related queries, investors can contact NPCI at the toll-free number: 18001201740 and mail id: ipo.upi@npci.org.in.
In case of any revisions in the Price Band, the Bid/ Issue Period will be extended by at least three additional Working Days after such revision of the Price Band, subject to the Bid/Issue Period not exceeding 10 Working Day. In cases of force majeure, banking strike or similar unforeseen circumstances, our Company may, for reasons to be recorded in writing, extend the Bid/Issue Period for a minimum of one Working Day, subject to the Bid/Issue Period not exceeding 10 Working Days. Any revision in the Price Band and the revised Bid/Issue Period, if applicable, will be widely disseminated by notification to the Stock Exchange, by issuing a press release, and also by indicating the change on the website of the Book Running Lead Managers and the terminals of the other members of the Syndicate and by intimation to SCSBs, the Sponsor Bank, Registered Brokers, Collecting Depository Participants and Registrar and Share Transfer Agents.
The Price Band is Rs. 141/- to Rs. 149/- has been determined by our company in consultation with the Book Running Lead Manager and justified by our company in consultation with the Book Running Lead Manager on the basis of the above information. Investors should also refer to "Our Business", "Risk Factors", "Restated Financial Information", "Management's Discussion and Analysis of Financial Condition and Results of Operations" on pages 149, 22, 209 and 216 respectively, to get a more informed view before making an investment decision. The trading price of the Equity Shares could decline due to the factors mentioned in the "Risk Factors" and you may lose all or part of your investment. For further details, see the section "Basis for Issue Price" on page 110 of the Red Herring Prospectus.
This Issue is being made through the Book Building Process, in terms of Rule 19(2)(b) of the Securities Contracts (Regulation) Rules, 1957, as amended (the "SCRR") read with Regulation 229 of the SEBI ICDR Regulations and in compliance with Regulation 253 (1) and 253 (2) of the SEBI ICDR Regulations read with SEBI ICDR (Amendment) Regulations, 2025, wherein not more than 50.00% of the Net Issue shall be available for allocation on a proportionate basis to Qualified Institutional Buyers ("QIBs") (the "QIB Portion"), provided that our Company in consultation with the BRLMs may allocate up to 60.00% of the QIB Portion to Anchor Investors on a discretionary basis ("Anchor Investor Portion"), of which, 40% shall be reserved in the following manner, (i) 33.33% shall be available for allocation to domestic Mutual Funds, and (ii) 6.67% shall be available for Life Insurance Companies and Pension Funds,

9. The Issue Price is [+] times of the Face Value of the Equity Shares.
The Issue price of ₹ [+] per share for the Public Issue is justified in view of the above parameters. The investors may also want to peruse the Risk Factors and Financials of the Company including important profitability and return ratios, as set out in the Financial Statements included in this Red Herring Prospectus to have more informed view about the investment proposition. The Face Value of the Equity Shares is ₹ 10 per share and the Issue Price is [+] times of the face value i.e. ₹ [+] per share.

ADDITIONAL INFORMATION FOR INVESTORS

Details of proposed /undertaken pre-issue placements from the DRHP filing date: Our company has not undertaken any Pre-IPO Placements from the DRHP filing date.
Transaction of shares aggregating up to 1% or more of the paid-up equity share capital of the company by promoter(s) and promoter group(s) from the DRHP filing date: Not Applicable

Shareholding of Promoter / Promoter Group and Additional Top 10 Shareholders of the Company					
S. No.	Pre-Issue shareholding as at the date of Advertisement			Post-Issue shareholding as at the date of Allotment	
	Shareholders	Number of Equity Shares	Shareholding (in %)	At Floor Price and At Cap Price Number of Equity Shares	Shareholding (in %)
1.	Dovari Yesu Das	19,73,025	15.43	[*]	[*]
2.	Dovari Amarnath	34,71,450	27.15	[*]	[*]
3.	Vanaja D	26,13,525	20.44	[*]	[*]
4.	Darsy Kethan Chandra	14,15,700	11.07	[*]	[*]
5.	Dovari Thaman	14,15,700	11.07	[*]	[*]

Promoter Group					
NA					
Top 10 Shareholders					
6.	Founders Collective Fund	4,61,255	3.61	[*]	[*]
7.	Raghavendra Rao Bondada	2,50,000	1.96	[*]	[*]
8.	Deepanshu Goel	1,50,000	1.17	[*]	[*]
9.	Shrikant Hambirao Rane	92,600	0.72	[*]	[*]
10.	Rakhi Hardas Rajani	65,000	0.51	[*]	[*]
11.	Sandeep Rameshchandra Jaiswal	55,555	0.43	[*]	[*]
12.	Anish Amol Taori	55,351	0.43		
13.	Amarnadh Rao Kancherla	50,000	0.39	[*]	[*]
14.	B Satyanarayana	50,000	0.39	[*]	[*]
15.	Bhushan Pramod Bhusari	46,300	0.36	[*]	[*]
16.	Pratiksha Ashok Gaikwad	46,300	0.36	[*]	[*]
Total (Aggregate)		1,22,11,761	95.49	[*]	[*]

- Notes:**
1) Includes all options that have been exercised until date of prospectus and any transfers of equity shares by existing shareholders after the date of the pre-issue and price band advertisements until date of prospectus.
2) Based on the Issue price of ₹ [+] and subject to finalization of the basis of allotment.
For further details, please refer to the chapter titled "Capital Structure" beginning on Page No. 71 of the Red Herring Prospectus.

BASIS FOR THE ISSUE PRICE

The "Basis for Issue Price" on Page 110 of the offer document has been updated with the above price band. Please refer to the website of the BRLM for the "Basis for Issue Price" updated with the above price band. You can scan QR code given on the first page of the advertisement for the chapter titled "Basis for Issue Price" on Page 110 of the Red Herring Prospectus.

INDICATIVE TIMELINE FOR THE OFFER

Sequence of Activities	Listing within T+3 days (T is Issue Closing Date)
Application Submission by Investors	Electronic Applications (Online ASBA through 3-in-1 accounts) "For Individual Investor - Upto 4 pm on T Day". Electronic Applications (Bank ASBA through Online channels like Internet Banking, Mobile Banking and Syndicate UPI ASBA etc.) - Upto 4 pm on T Day. Electronic Applications (Syndicate Non-Individual, Non-Institutional Applications) - Upto 3 pm on T Day.
	Physical Applications (Bank ASBA) - Upto 1 pm on T Day. Physical Applications (Syndicate Non-Individual, Non-Institutional Applications) - Upto 12 pm on T Day and Syndicate members shall transfer such applications to banks before 1 pm on T Day.
Bid Modification	From Issue opening date up to 4 pm on T Day.
Validation of bid details with depositories	From Issue opening date up to 5 pm on T Day.
Reconciliation of UPI mandate transactions (Based on the guidelines issued by NPCI from time to time): Among Stock Exchanges - Sponsor Banks - NPCI and NPCI- PSPs/TPAPS** - Issuer Banks; Reporting formats of bid information, UPI analysis report and compliance timelines.	On daily basis
UPI Mandate acceptance time	Merchant Bankers to submit to SEBI, sought as and when.
Issue Closure T Day	T Day- 5 pm
Third party check on UPI applications	T Day - 4 pm for Individual Investor, QIB, NI and other reserved categories
Third party check on Non- UPI applications	On daily basis and to be completed before 9:30 AM on T+1 day
Submission of final certificates: -For UPI from Sponsor Bank -For Bank ASBA, from all SCSBs -For syndicate ASBA UPI ASBA	On daily basis and to be completed before 1 pm on T+1 day
Finalization of rejections and completion of basis	Before 09:30 pm on T+1 day
Approval of basis by Stock Exchange	All SCSBs for Direct ASBA - Before 07:30 pm on T Day Syndicate ASBA - Before 07:30 pm on T Day
Issuance of fund transfer instructions in separate files for debit and unblock.	Before 6 pm on T+1 day.
For Bank ASBA and Online ASBA - To all SCSBs	Before 9 pm on T+1 day
For UPI ASBA - To Sponsor Bank	Intimation not later than 9:30 am on T+2 day.
Corporate action execution for credit of shares	Completion before 2 pm on T+2 day for fund transfer; Completion before 4 pm on T+2 day for unlocking
Filing of listing application with Stock Exchanges and issuance of trading notice	Initiation before 2 pm on T+2 day
Publish allotment advertisement	Completion before 6 pm on T+2 day
Trading starts T+3 day	Before 7:30 pm on T+2 day
	On the website of issuer, Merchant Banker and RTI- before 9 pm on T+2 day. In newspaper- on T+3 day but not later than T+4 day
	T+3 day

Submission of Bids (other than Bids from Anchor Investors):	
Bid/Offer Period (except the Bid/Issue Closing Date)	
Submission and Revision in Bids	Only between 10.00 a.m. and 5.00 p.m. (Indian Standard Time ("IST"))
Bid/Issue Closing Date* (i.e. June 03, 2026)	
Submission of Electronic Applications (Online ASBA through 3-in-1 accounts) -For Individual Investors (other than QIBS and Non-Institutional Investors)	Only between 10.00 a.m. and up to 4.00 p.m. IST
Submission of Electronic Applications (Bank ASBA through Online channels like Internet Banking, Mobile Banking and Syndicate UPI ASBA applications)	Only between 10.00 a.m. and up to 4.00 p.m. IST
Submission of Electronic Applications (Syndicate Non-Individual, Non-Institutional Applications)	Only between 10.00 a.m. and up to 3.00 p.m. IST
Submission of Physical Applications (Bank ASBA)	Only between 10.00 a.m. and up to 1.00 p.m. IST
Submission of Physical Applications (Syndicate Non-Individual, Non-Institutional Applications)	Only between 10.00 a.m. and up to 12.00 p.m. IST
Modification/Revision/cancellation of Bids	
Upward Revision of Bids by Individual Investors, QIBS, Non-Institutional Investors categories#	Only between 10.00 a.m. on the Bid/offer Opening Date and up to 4.00 p.m. IST on Bid/offer Closing Date

*UPI mandate end time and date shall be at 5:00 pm on the Bid/Offer Closing Date.
#Individual Investors, QIBs and Non-Institutional Investors can neither revise their bids downwards nor cancel/ withdraw their Bids. On the Bid/Offer Closing Date, the Bids shall be uploaded until: 4.00 p.m. IST in case of Bids by Individual Investors, QIBs and Non-Institutional Investors.

INDICATIVE TIMELINE FOR THE ISSUE	
Event	Indicative Dates
Anchor Investor Portion Offer Opens/Close	Friday, May 29, 2026
Bid/Issue Opening Date	Monday, June 01, 2026
Bid/Issue Closing Date	Wednesday, June 03, 2026
Finalization of Basis of Allotment with the Designated Stock Exchange (T+1)	On or about Thursday, June 04, 2026
Initiation of Allotment/ Refunds / Unblocking of Funds from ASBA Account or UPI ID linked bank account 1 (T+2)	On or about Friday, June 05, 2026
Credit of Equity Shares to Demat accounts of Allottees (T+2)	On or about Friday, June 05, 2026
Commencement of trading of the Equity Shares on the Stock Exchange (T+3)	On or about Monday, June 08, 2026

Note – Our Company in consultation with the Book Running Lead Manager, may consider participation by Anchor Investors in accordance with the SEBI ICDR Regulations. The Anchor Investor Bid/Issue Period shall be one Working Day prior to the Bid/Issue Opening Date in accordance with the SEBI ICDR Regulations.

	UPI-Now available in ASBA for Individual Investors (II)**
---	---

subject to valid Bids being received from domestic Mutual Funds, Life Insurance Companies and Pension Funds at or above the Anchor Investor Allocation Price. In the event of under-subscription in (ii) above, the allocation may be made to domestic Mutual Funds. In the event of under- subscription or non-allocation in the Anchor Investor Portion, the balance Equity Shares shall be added to the QIB Portion (other than the Anchor Investor Portion) ("Net QIB Portion"). Further, 5.00% of the Net QIB Portion shall be available for allocation on a proportionate basis to Mutual Funds only, and the remainder of the Net QIB Portion shall be available for allocation on a proportionate basis to all QIB Bidders, other than Anchor Investors, including Mutual Funds, subject to valid Bids being received at or above the Issue Price. However, if the aggregate demand from Mutual Funds is less than 5.00% of the Net QIB Portion, the balance Equity Shares available for allocation in the Mutual Fund Portion will be added to the remaining Net QIB Portion for proportionate allocation to QIBs. Further, the SEBI ICDR Regulations read with SEBI ICDR (Amendment) Regulations, 2025, states that not less than 35% of the Net Issue shall be available for allocation to Individual Investors who applies for minimum application size. Not less than 15% of the Net Issue shall be available for allocation to Non-Institutional Investors of which one-third of the Non-Institutional Portion will be available for allocation to Bidders with an application size of more than two lots and up to such lots as equivalent to not more than ₹ 10.00 Lakhs and two-thirds of the Non-Institutional Portion will be available for allocation to Bidders with an application size of more than ₹ 10.00 Lakhs and under-subscription in either of these two sub-categories of Non-Institutional Portion may be allocated to Bidders in the other sub-category of Non-Institutional Portion. Subject to the availability of shares in non-institutional investors' category, the allotment to each Non-Institutional Investors shall not be less than the minimum application size in Non-Institutional Category and the remaining available Equity Shares, if any, shall be allocated on a proportionate basis in accordance with the conditions specified in this regard in Schedule XIII of the SEBI (ICDR) (Amendment) Regulations, 2025. All Potential Bidders, other than Anchor Investors, are required to participate in the Issue by mandatorily utilising the Application Supported by Blocked Amount ("ASBA") process by providing details of their respective ASBA Account (as defined hereinafter) in which the corresponding Bid Amounts will be blocked by the Self-Certified Syndicate Banks ("SCSBs") or under the UPI Mechanism, as the case may be, to the extent of respective Bid Amounts. Anchor Investors are not permitted to participate in the Issue through the ASBA process. For details, please refer to the chapter titled "Issue Procedure" on page 266 of this Red Herring Prospectus.
Bidders/ Applicants should note that on the basis of PAN, DP ID and Client ID as provided in the Bid cum Application Form, the Bidders/Applicants may be deemed to have authorized the Depositories to provide to the Registrar to the Issue, any requested Demographic Details of the Bidders/ Applicants as available on the records of the depositories. These Demographic Details may be used, among other things, for or unblocking of ASBA Account or for other correspondence(s) related to an Issue. Bidders/Applicants are advised to update any changes to their Demographic Details as available in the records of the Depository Participant to ensure accuracy of records. Any delay resulting from failure to update the Demographic Details would be at the Applicants' sole risk. Bidders /Applicants should ensure that PAN, DP ID and the Client ID are correctly filled in the Bid cum Application Form. The PAN, DP ID and Client ID provided in the Bid cum Application Form should match with the PAN, DP ID and Client ID available in the Depository database, otherwise, the Bid cum Application Form is liable to be rejected. Bidders/Applicants should ensure that the beneficiary account provided in the Bid cum Application Form is active. Investors must ensure that their PAN is linked with AADHAR and are in compliance with CBDT notification dated February 13, 2020 and press release dated June 25, 2021.
CONTENTS OF THE MEMORANDUM OF ASSOCIATION OF THE COMPANY AS REGARDS ITS OBJECTS: For information on the main objects and other objects of our Company, see "History and Certain Corporate Matters" on page 183 of the Red Herring Prospectus and Clause III of the Memorandum of Association of our Company. The Memorandum of Association of our Company is a material document for inspection in relation to the Issue. For further details, see the section "Material Contracts and Documents for Inspection" on page 310 of the Red Herring Prospectus
LIABILITY OF MEMBERS AS PER MOA: The Liability of the members is limited and this liability is limited to the amount unpaid, if any, on the shares held by them.

Continued to next page....

Continued from previous page.....

AMOUNT OF SHARE CAPITAL OF THE COMPANY AND CAPITAL STRUCTURE: The Authorized share Capital of the Company is ₹ 18,00,00,000 (Rupees Eighteen Crores) divided into 1,80,00,000 (One Crore Eighty Lakhs) Equity Shares of ₹ 10 each. For details of the Capital Structure, see "Capital Structure" on the page 71 of the Red Herring Prospectus. The issued, subscribed and paid-up share capital of the Company before the issue is Rs. 12,78,48,540 divided into 1,27,84,854 Equity Shares of Rs. 10 each. For details of Capital Structure, see section titled "Capital Structure" on page 71 of the Red Herring Prospectus.

NAMES OF THE SIGNATORIES TO THE MEMORANDUM OF ASSOCIATION OF THE COMPANY AND THE NUMBER OF EQUITY SHARES SUBSCRIBED BY THEM: Given below are the names of the signatories of the Memorandum of Association of the Company and the number of Equity Shares subscribed for by them at the time of signing of the Memorandum of Association of our Company: Mr. Dovari Yesudas subscribed to 10 equity shares, Prabhala N. Sastry to 10 equity shares and Smt. Pattan Razia Begum Subscribed for 10 equity shares. For details of the main objects of the Company as contained in the Memorandum of Association, see "History and Corporate Structure" on page 183 of the Red Herring Prospectus. For details of the share capital and capital structure of the Company see "Capital Structure" on page 71 of the Red Herring Prospectus.

LISTING: The Equity Shares issued through the Red Herring Prospectus are proposed to be listed on the SME Platform of BSE Limited ("BSE"). Our Company has received an 'in-principle' approval from the BSE Limited for the listing of the Equity Shares pursuant to letter dated April 30, 2026. For the purpose of the Issue, the Designated Stock Exchange shall BSE Limited (BSE). A copy of the Red Herring Prospectus has been filed for registration to the ROC on May 19, 2026 and Prospectus shall be filed with the RoC in accordance with Section 26(4) of the Companies Act, 2013. For details of the material contracts and documents available for inspection from the date of the Red Herring Prospectus up to the Bid/ Issue Closing Date, see "Material Contracts and Documents for Inspection" on page 310 of the Red Herring Prospectus.

DISCLAIMER CLAUSE OF SECURITIES AND EXCHANGE BOARD OF INDIA ("SEBI"): Since the Issue is being made in terms of Chapter IX of the SEBI

(ICDR) Regulations, 2018, the Red Herring Prospectus has been filed with SEBI. In terms of the SEBI Regulations, the SEBI shall not issue any observation on the Offer Document. Hence there is no such specific disclaimer clause of SEBI. However, investors may refer to the entire Disclaimer Clause of SEBI on page 241 of the Red Herring Prospectus.




DISCLAIMER CLAUSE OF SME PLATFORM OF BSE (THE DESIGNATED STOCK EXCHANGE): It is to be distinctly understood that the permission given by BSE Limited ("SME Platform of BSE") should not in any way be deemed or construed that the contents of the Issue document or the price at which the equity shares are offered has been cleared, solicited or approved by BSE, nor does it certify the correctness, accuracy or completeness of any of the contents of the Offer document. The investors are advised to refer to the Issue document for the full text of the Disclaimer clause pertaining to BSE.

CREDIT RATING: This being a public issue of equity shares, no credit rating is required.

TRUSTEES: This being an issue of Equity shares, appointment of Trustees is not required.

IPO GRADING: Since the Issue is being made in terms of Chapter IX of the SEBI ICDR Regulations, there is no requirement of appointing an IPO Grading agency.

GENERAL RISK: Investments in equity and equity-related securities involve a degree of risk and investors should not invest any funds in this Issue unless they can afford to take the risk of losing their investment. Investors are advised to read the risk factors carefully before taking an investment decision in this Issue. For taking an investment decision, investors must rely on their own examination of the Issuer and this Issue, including the risks involved. The Equity Shares have not been recommended or approved by the Securities and Exchange Board of India ("SEBI"), nor does SEBI guarantee the accuracy or adequacy of the contents of the Red Herring Prospectus. Specific attention of the investors is invited to 'Risk Factors' on page 22 of the Red Herring Prospectus.

BOOK RUNNING LEAD MANAGER TO THE ISSUE	REGISTRAR TO THE ISSUE	COMPANY SECRETARY AND COMPLIANCE OFFICER
<div><p>GYR CAPITAL ADVISORS PRIVATE LIMITED 428, Gala Empire, Near JB Tower, Drive in Road, Thaltej, Ahmedabad -380 054, Gujarat, India. Telephone: +91 87775 64648 Facsimile: N.A. E-mail: merritronix.ipo@gyrcapitaladvisors.in Website: www.gyrcapitaladvisors.com Investor grievance: investors@gyrcapitaladvisors.com Contact Person: Mr. Mohit Baid SEBI Registration Number: INM000012810 CIN: U67200GJ2017PTC096908</p></div>	<div><p>BIGSHARE SERVICES PRIVATE LIMITED Office No. S6-2, 6th Floor, Pinnacle Business Park, Next to Ahura Centre, Mahakali Caves Road, Andheri East, Mumbai – 400 093, Maharashtra, India Telephone: 022-62638200 Fax: +91 22 6263 8299 E-mail id: ipo@bigshareonline.com Website: www.bigshareonline.com Investor Grievance Email: investor@bigshareonline.com Contact Person: Mr. Rajesh Kumawat SEBI Registration Number: INR000001385 CIN: U99999MH1994PTC076534</p></div>	<div><p>MERRITRONIX LTD. Ms. Mandava Swathi Company Secretary and Compliance Officer C-22, Electronic Complex, Kushaiguda, Hyderabad, Telangana, India, 500062 Telephone: +91 8297912056; Email: cs@merritronix.com Investor Grievance Email Id: cs@merritronix.com Website: https://www.merritronix.com/</p><p>Investors can contact the Company Secretary and Compliance Officer or the BRLM or the Registrar to the Issue in case of any pre-issue or post-issue related problems, such as non-receipt of letters of Allotment, non-credit of Allotted Equity Shares in the respective beneficiary account and refund orders, etc.</p></div>

AVAILABILITY OF RED HERRING PROSPECTUS: Investors are advised to refer to the Red Herring Prospectus and the Risk Factors contained therein before applying in the Issue. Full copy of the Red Herring Prospectus is available on the website of the SEBI at www.sebi.gov.in, website of the Company at <https://www.merritronix.com/v>, the website of the BRLM to the Issue at: www.gyrcapitaladvisors.com, the website of BSE SME at www.bsesme.com/PublicIssues/RHP.aspx, respectively.

AVAILABILITY OF ABRIDGED PROSPECTUS: A copy of the Abridged Prospectus shall be available on the website of the Company, BRLM and BSE SME at <https://www.merritronix.com>, www.gyrcapitaladvisors.com and www.bsesme.com/PublicIssues/RHP.aspx.

SYNDICATE MEMBER: GYR Capital Advisors Private Limited

SUB-SYNDICATE MEMBER: Intellect Stock Broking Limited

AVAILABILITY OF BID-CUM-APPLICATION FORMS: Bid-Cum-Application forms can be obtained from the Registered Office of the Company: C-22, Electronic Complex, Kushaiguda, Hyderabad, Telangana, India, 500062; Telephone: +91 8297912056; BRLM: GYR Capital Advisors Private Limited, Telephone: +91 87775 64648 and the Syndicate Member: GYR Capital

Advisors Private Limited, Telephone: +91 87775 64648 and the Sub Syndicate Member: Intellect Stock Broking Services Limited, Telephone: +91 9831805555, 9330350100 and the Registered Brokers, RTAs and CDPs participating in the Issue. Bid-cum-application Forms will also be available on the website of SME Platform of BSE Limited and the designated branches of SCSEs, the list of which is available at websites of the stock exchanges and SEBI.

Application Supported by Blocked Amount (ASBA): All Applicants (other than Applicants using the UPI mechanism) shall mandatorily participate in the Issue only through the ASBA process. ASBA Applicants (other than Applicants using the UPI mechanism) must provide bank account details and authorisation to block funds in the relevant space provided in the Application Form and the Application Forms that do not contain such details are liable to be rejected.

ESCROW COLLECTION BANK/ REFUND BANK/ PUBLIC ISSUE ACCOUNT BANK/ SPONSOR BANK: AXIS BANK LIMITED

UPI: UPI Bidders can also Bid through UPI Mechanism.

All capitalized terms used herein and not specifically defined shall have the same meaning as ascribed to them in the Red Herring Prospectus.

Place: Hyderabad, India
Date: May 19, 2026

On behalf of Board of Directors
FOR, MERRITRONIX LTD.
Sd/-
Ms. Mandava Swathi
Company Secretary & Compliance Officer

Disclaimer: Merritronix Ltd. is proposing, subject to applicable statutory and regulatory requirements, receipt of requisite approvals, market conditions and other considerations, to make an initial public offer of its Equity Shares and has filed the RHP with the Registrar of Companies, through the electronic portal at <http://www.mca.gov.in> on May 19, 2026 and thereafter with SEBI and the Stock Exchange. Full copy of the Red Herring Prospectus is available on the website of the SEBI at www.sebi.gov.in, website of the Company at <https://www.merritronix.com>, the website of the BRLM to the Issue at: www.gyrcapitaladvisors.com, the website of BSE SME at www.bsesme.com/PublicIssues/RHP.aspx respectively. Any potential investors should note that investment in equity shares involves a high degree of risk and for details relating to the same, please refer to the RHP including the section titled "Risk Factors" beginning on page 22 of the Red Herring Prospectus. The Equity Shares have not been and will not be registered under the U.S. Securities Act of 1933, as amended or any state securities laws in the United States, and unless so registered, and may not be issued or sold within the United States, except pursuant to an exemption from, or in a transaction not subject to, the registration requirements of the Securities Act, 1933 and in accordance with any applicable U.S. State Securities laws. The Equity Shares are being issued and sold outside the United States in "offshore transactions" in reliance on Regulations under the Securities Act, 1933 and the applicable laws of each jurisdiction where such issues and sales are made. There will be no public offering in the United States.



THE LATEST
TRENDS
IN BUSINESS

THE LATEST
TRENDS IN
TRENDS



Read to Lead

Ahmedabad

epaper.financialexpress.com